



STATE OF NEW JERSEY
DEPARTMENT OF EDUCATION

Resources for Understanding and Taking Action from PARCC Scores

Resources for Educators

Score Report Resources for Educators

States and districts are preparing to release student results for the initial administration of the PARCC assessments. The PARCC states, with their partners, have developed materials to assist local educators as they prepare to receive and review these initial results, and begin a dialogue with parents and school communities. These resources provide context to the results and will help educators work with parents to understand them and act upon them.

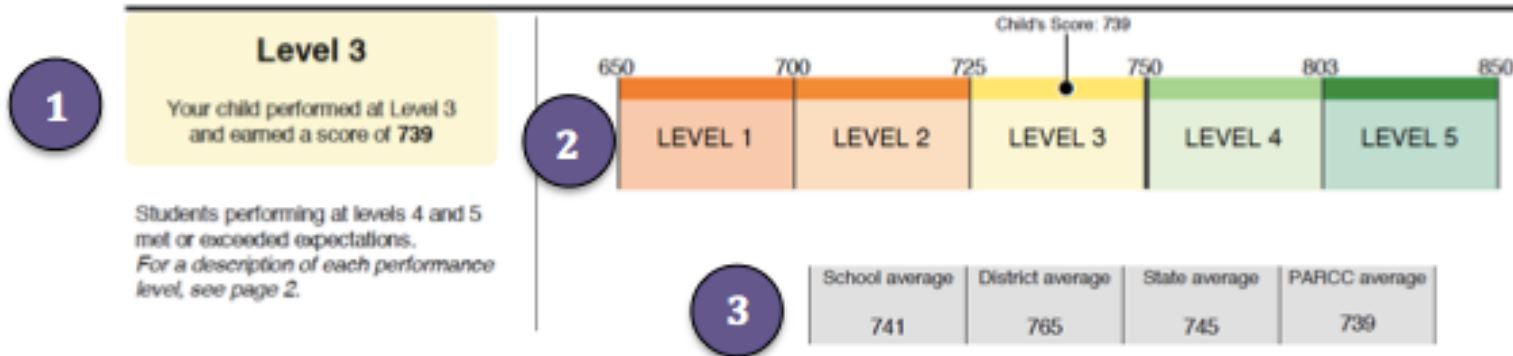
- [PARCC Guide for Teacher Conversations](#)
- [Learning Heroes Teacher Guide \(Be a Learning Hero\)](#)
- [Parent Guide to the Score Report](#)
- [Score Release - Setting a New Baseline \(Word\)](#)
- [Performance Level Setting \(Word\)](#)

<http://www.parcconline.org/resources/educator-resources>

Parent Guide to the Score Reports

†

ENGLISH LANGUAGE ARTS / LITERACY PERFORMANCE



Key Information Provided in the Score Report

1 **Overall Student Performance** – This section of the report shows your student’s overall numerical score and the performance level achieved based on that score. Level 1 indicates a student is not yet meeting grade level expectations and Level 5 indicates the student has a strong understanding of grade level material.

Page two of the score report provides additional information about your child’s score and level of performance. Level 4 and above indicates that a student meets or exceeds grade level expectations and is well prepared for the next grade level.

2 **Score Graph** – The colored graph shows the score ranges for each performance level and where your child’s score falls within that range. This gives you an indication of how close your child is to achieving the next level.

Video for Principals

Fall Preview for Educators

Presentation to Principals

[PARCC Fall Preview Webinar for Principals](#) (September 29, 2015)

What principals need to know about PARCC this fall: Hear about changes to this year's PARCC administration, preview the score reports, and learn about new tools from PARCC and interactive resources for educators and parents.

Presented by: Bari Erlichson, Chief Performance Officer/Assistant Commissioner from the NJ Department of Education, Emil Carafa, Principal of Washington Elementary School (NJ) and Callie Riley, Parcc Inc.'s Associate Director for State Engagement

[Download the principal power point presentation >](#)

<https://www.youtube.com/watch?v=JcMzOvzp8t4>

<http://www.parcconline.org/resources/educator-resources>

Videos for Teachers

Teaching Channel Videos

The Teaching Channel and PARCC states have released the "[Planning to Assess: How to Align Your Instruction](#)" video series. The series focuses on using PARCC tools to carefully analyze how standards, evidence, and tasks interact, and on using this understanding to inform instructional decisions. The videos show the link between great assessment and great instruction. This process encourages educators to think about answers to important questions, such as:

- What do students need to know and be able to do to answer a sample assessment item?
- How do I design instructional tasks that demonstrate standards to prepare students for assessments?
- How do I choose complex and meaningful texts?
- How do I develop worthwhile math problems?

<http://www.parcconline.org/resources/educator-resources>

Videos for English Language Arts Teachers

ELA Tools

If ELA is your focus, take a look at the introduction to the process, [Planning ELA Instruction with PARCC Tools](#). Then, download the [ELA Performance-Based Assessment Tasks Flowchart](#) and watch these six Teaching Channel videos sequentially to see a process for analyzing and learning from sample assessment items.

1. [Identifying Texts Worth Reading](#)
2. [Connecting Texts to ELA Standards](#)
3. [The Power of Pairing Texts to Demonstrate Standards](#)
4. [Assessing Text Complexity](#)
5. [Unpacking Sample Assessment Items](#)
6. [Designing Purposeful ELA Instruction](#)

<https://www.teachingchannel.org/blog/2015/01/09/planning-to-assess-parcc/>

Videos for Math Teachers

Math Tools

If you are planning math instruction, download the [Math Performance-Based Assessment Tasks Flowchart](#) and watch the introduction, [Planning Math Instruction with PARCC Tools](#), then watch the three-step videos for the math process.

1. [Developing Worthwhile Math Problems](#)
2. [Aligning to Math Standards](#)
3. [Determining Instructional Approaches for Math](#)

<https://www.teachingchannel.org/blog/2015/01/09/planning-to-assess-parcc/>

PARCC Test Release

- On October 23rd, PARCC will release a full test worth of questions in each grade and subject area
- Release will include test questions and text passages from the 2015 administration of the PARCC assessments
- Also will include student work, scoring rubrics and annotations from scorers.

Upcoming Events for NJ Educators

- NJ Educator Leader Cadre and Association Partners – Regional and County Sessions between November and January.
- NJDOE Webinar Series on the use of PARCC Assessments
- PARCC 2.0 Conference – November 9, 2015

Other events, sponsored by our Association and College/University partners

NJASCD and FEA

Demystifying PARCC Data Reports:

Analyzing Performance on NJ's
Summative Assessments to Set
Priorities for School Improvement
Through PLCs

November 10 or December 3, 2015;
9 am - 3 pm

at Foundation for Educational Administration
Conference Center
12 Centre Drive, Monroe, NJ 08831

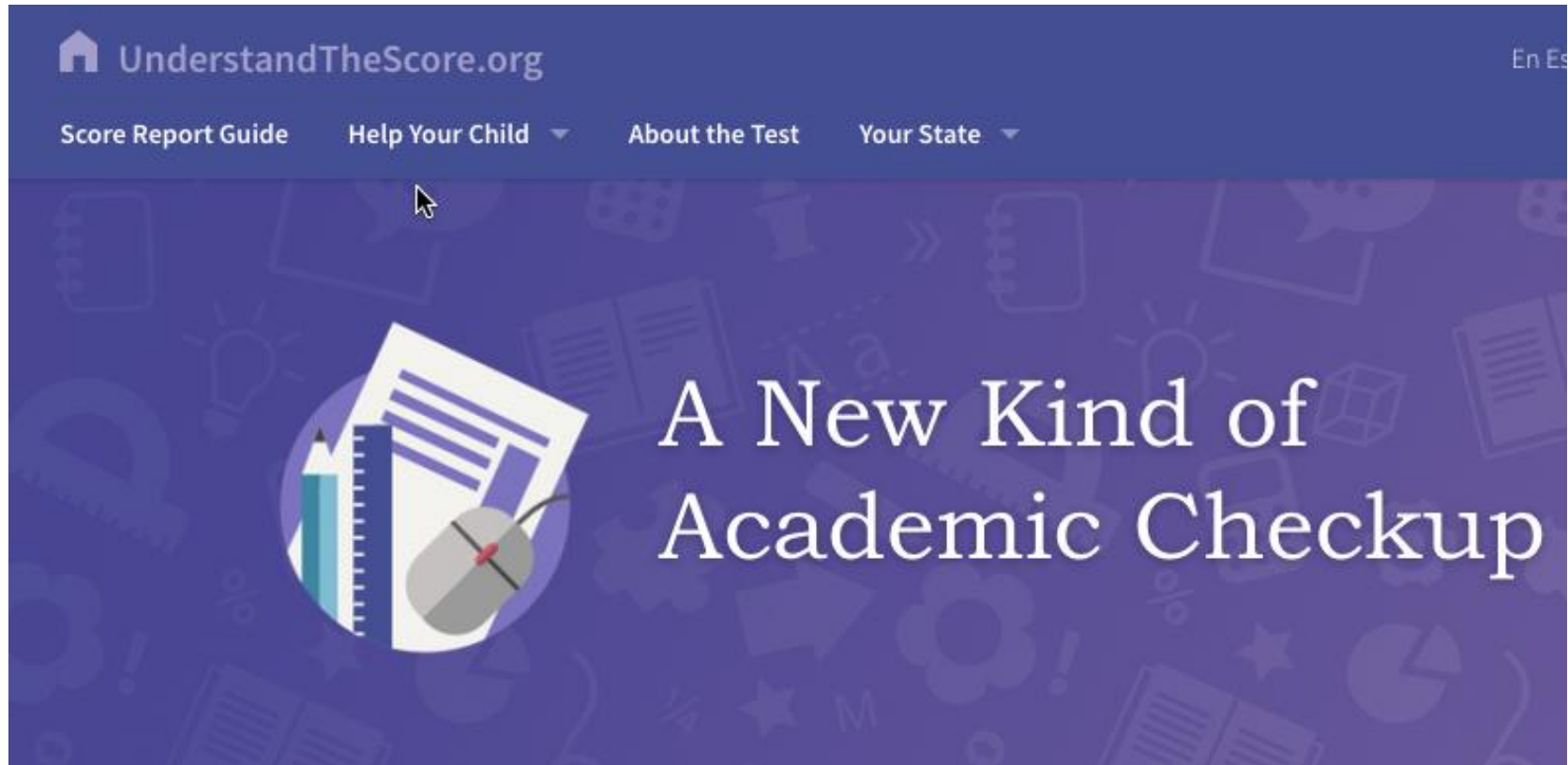


Sponsored by FEA and NJASCD



Presenters: Adele Macula and Willa Spicer

Resources for Parents



<http://understandthescore.org/>

Score Report

SCORE REPORT GUIDE: STEP ONE

Overall Score

Your student's overall score (out of a possible 850) and performance level (1-5) gives a quick glimpse of whether he or she is on-track with grade-level expectations. Level 1 indicates the greatest need for improvement and Level 5 indicates the strongest performance.

[Continue Guide](#)

How to help your child

Where is my child doing well? Where does he or she need additional support? And, how can I help?


The score reports provide more than just number scores; they also provide information about subsets of skills that show where your child excels and where he or she may need more support. You can use this information to support your child every day at home. For example, if your child is excelling in reading, you might challenge him or her to read more challenging books, to analyze and report to you on the day's news from the newspaper or to research and dig deeper into subjects of interest. If your child needs to improve in a certain subject area, talk to his or her teacher about additional support and materials, or use our online resources to locate activities you can use to reinforce learning at home. You can also use everyday moments as educational opportunities to enhance your child's learning. For example, if your child is struggling with fractions, have him or her help you in the kitchen and use measuring cups or pizza slices to help explain the relationship of parts to a whole.

<http://understandthescore.org/>

[Continue Reading](#)

Additional resources for parents

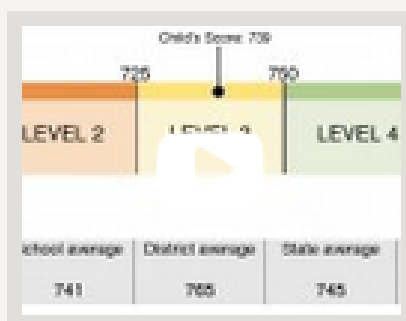
Be a Learning Hero Learning Tools

Helpful tools to support your child's learning at home in English Language Arts and math, as well as links to great resources.  [Visit website >](#)

<http://understandthescore.org/>

Video: Understanding the score report

Top resources for parents



New Video: Understanding the Score Report

Teachers walk through the score report step-by-step. They let parents know what to expect and provide tips on how they can support their child. [▶ Watch the video >](#)